



YANCO PUBLIC SCHOOL NEWSLETTER

“THE IBIS”



▽ 19th May, 2022

▽ Term 2 – Week 4

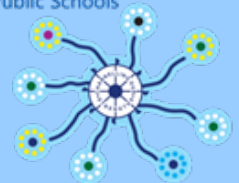
▽ Relieving Principal: Jennifer Taylor



Education
Public Schools

- ❖ Main Avenue, Yanco NSW 2703
- ❖ Phone: (02) 6955 7162
- ❖ Fax: (02) 6955 7477
- ❖ Email: yanco-p.school@det.nsw.edu.au
- ❖ Web: www.yanco-p.schools.nsw.edu.au

A proud member of the
Leeton Community of
Public Schools



Yanco Public School.....Towards a better world

Dear families,

Tomorrow several of our students will be heading to Narrandera with Mrs Locke and Mrs Scifleet to represent Yanco Public School at the LNPSSA Cross Country. We wish them all the best and can't wait to hear about how their day went.

We have had a couple of reports of young people in the school grounds after hours and during the weekend. If you see any suspicious activity, please contact school security on **9672 2000**

It is fantastic to see so many of our students' riding bikes and scooters to school. Most of the time they are remembering to wear a helmet and walk next to their bike or scooter when inside the school grounds. A check list has been included in this newsletter to allow you to work with your children as they take responsibility for the upkeep of their scooter or bike.

Mrs Taylor

NSW Department of Education

Why attendance matters

When your child misses school they miss important opportunities to...



Learn



Build friendships



Develop life skills

education.nsw.gov.au



Minutes lost = days lost per year

A couple of minutes here and there doesn't seem like much, but...

When your child misses just...

they miss days per year

5 mins
per day

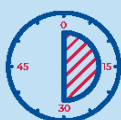


=

3 days

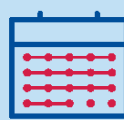


30 mins
per day



=

18 days



Patterns of lateness
can have a serious
impact on your child's
education.

education.nsw.gov.au

Ride ready checklist



Helmet fit

Does your child's helmet move around when you wiggle it on their head? Can they salute two fingers between their eyebrow and helmet? Adjust to a snug fit.



Firm tyres

Fully inflated tyres make riding easier and are more resistant to punctures. Check for the correct tyre pressure on the side of the tyre.



Check the brakes

It is important that your child is able to stop quickly. Check that the bike brakes are working before you set off.



Check for loose bits and bolts

Have a quick scan for any loose bolts or bits on your child's bike before you set off. This includes bells, racks, bolts or any other attachments. Also make sure their clothes don't dangle in the vicinity of the spokes.



Wiggle the saddle

Your child's saddle is the right height when they can sit and place the balls of their feet on the ground. Adjust their saddle and tighten so it can't move about while they are riding.



Be heard with a bell

All bikes need bells. It is also good practice to encourage them to use their voices.



Be warm and comfortable

Wear clothes that are comfortable to ride in and will keep you warm when it's cool or cool when it's warm.

Weekly Awards

CONGRATULATIONS TO OUR MERIT AND TOKEN RECIPIENTS FOR WEEK 4




K.1.2 Classroom News



K.1.2 Writing

This term we have been writing facts and opinions about the season of autumn. K.1.2 have enjoyed creating illustrations to display with their writing.



Kindergarten have been doing a great job learning their initial sounds. Well done guys!



STAGE 1/2

Over the past two weeks we have been playing our new educational games to reinforce our learning and understanding of some mathematic topics.




We loved reading the novel 'Matilda'! We completed the unit by watching the movie and painting our favourite character.

STAGE 2/3 CLASS NEWS

Last week Year 5 completed their NAPLAN assessments and are to be commended on their efforts!

This week in Stage 2/3 we have been working hard in Mathematics to master fractions! We have been working through equivalent fractions, converting fractions to decimals and back as well as adding and subtracting decimals. Students have been very busy!



Little Learners News

Why is your mum the best?



Gretel - she takes me to preschool.
Jake - she gives me toys.
Noah - she takes me to footy.
James - she makes yummy sausages.
Jayden - she takes me to the water fall

Nicholas - she gives me kisses.
Bella - she takes me to the park.
Chaz - she gives me hugs.
Rudy - she takes me to the park.
Jack - she takes me to preschool.

What is your favourite animal in the book 'The Terrible Plop':
Why is it your favourite?



Jayden - the rabbit because the bear was chasing him.

Jake - the monkey because he has a curly tail.

Nicholas - the moose because he has a long nose.

Bella - the rabbits because they have furry tails and ears.


Jack - the bunny rabbit because I like everything about it.

Chaz - the cheetah because cheetahs run fast.

Noah - the elephant because it has a trunk.

James - the tiger because it has cool, black stripes.

Rudy - the kangaroo because it has sharp toenails.



NO LITTLE LEARNERS FRIDAY 3rd JUNE
(WEEK 6)



CREATIVE ARTS



Chaplain News



The students at YPS continue to expand on their board game skills. 'Connect Four', where students need to work out strategies to win, and 'Eureka', which combines reading and memory, remain the favourite among the students.

