



YANCO PUBLIC SCHOOL NEWSLETTER


“THE IBIS”



▽ 10th November, 2022

▽ Term 4 – Week 5

▽ Relieving Principal: Jennifer Taylor



❖ Main Avenue, Yanco NSW 2703

❖ Phone: (02) 6955 7162

❖ Email: yanco-p.school@det.nsw.edu.au

❖ Web: www.yanco-p.schools.nsw.edu.au

A proud member of the
Leeton Community of
Public Schools



Yanco Public School.....Towards a better world

P.B Awards

CONGRATULATIONS TO OUR PB AWARDS RECIPIENTS.
CHARLIZE CADENCE CALEB



Dear families,

Wow it is week 5 already, and what a busy last two weeks we have had. Last Friday students from across the school walked to McCaughey Park to participate in the BioBlitz excursion. Later in this newsletter you will be hearing about some of the fantastic activities that students were able to experience. We were so lucky to have this event provided to us for free and thank the teams at NSW Biodiversity Conservation Trust, Murrumbidgee Landcare and Petaurus Education Group for providing us with this opportunity. We were all able to learn more about the local fauna and flora and how to better care for our environment.

Story Factory

Students in the Stage 2/3 class started the week with their first Story Factory lesson where they used the Mentor Text by Baker Boy to inspire them to create their own song to describe what can heal and help as part of the **Deadly Lyrics** unit. On Wednesday, Stage 1/2 students then went on a journey where they discovered **Secrets of the Stars** and the story of the Emu in the Sky. I can't wait to see what next week brings.

Mozzies, hats and sunscreen

With the changes in weather and the increased number of mozzies in the school please check that your children have adequate protection each morning. Many parents have spoken positively about mosquito patches and bands. I know there are roll on options available for both insect repellent and sunscreen. If you are sending your child to school with these items, please make sure they are labelled. We cannot have individual students bring spray bottles of spray to school. We are going to be enforcing the rule that no hat means that students need to play in the shade.

Calendar

The term calendar is filling fast. Please make a note of important dates and we will provide information as details are finalised.

Social Skills

Rusty and Bridgette have again visited students in year K-4 as part of the Salvation Army Social Skills program and as you can see, Rusty has slotted straight into classroom life.



Bioblitz Excursion

By Brayden

Our school went to the duck park where we did water bug searching, made bracelets, learnt about biodiversity and made hives for blue band bees.

We made some bracelets out of this hay string. We collected sticks, leaves, feathers, logs, rubbish, flowers, grass rocks, and dead moss for biodiversity. In the water bugs sorting Benji, Hudson and I found a tiny fish in there that we called Gerald the fish. Benji caught shrimp at the water bugs and Gerald was caught by Hudson like 100 times, it was crazy!

My favorite was the bird spotting. They were not real birds, they were just pictures. We saw two real birds. We saw two types of ducks in the water. There wasn't a magpie or other birds that don't go in the water, it was just the birds that like the water. There were a lot of mosquitoes, ants. Ducks are waterproof! We learned about biodiversity and about the animals that live there. I had lots of fun, I loved making the bees hives.


BioBlitz excursion

By Caleb

On Friday we went to McCaughey Park, also known as the duck park by walking in groups. We learnt about the country and animals like water bugs, birds and ducks. We also learnt about ground cover for example rocks, grass, bark, sticks, moss and more.

I really enjoyed weaving. We used paper raffia to make it but it was a bit tricky. There are a lot of different types of birds and ducks but they are not all native to Australia. Some ducks and birds like the Australian white ibis and the straw necked ibis are native. Also ducks like the dusky moorhen, the pacific black duck, mallard and the gray teal.

We also made something else like a bee hotel for a native bee called the blue banded bee. We made them with sand mixed with clay and we needed to put it in a flower pot you get when you get a plant. Then you have to stab a pencil in it 5 times to make the hole so the lady bee can lay her eggs in it. It was very cool, I got sunburnt but it was really fun!!



BioBlitz Excursion

By Benji

On Friday we went to the duck park and did some different activities. We did bird spotting, bracelet making, Water bug sorting, made bee hotels and learnt about biodiversity.

Bird spotting

Bird spotting was fun. But we didn't see all of them. We were looking but only saw some, there was not a lot. We mostly saw ducks and more ducks. Brayden and I saw a couple of others, it was fun.

Bracelet making

Bracelet making is very fun, we used hay and a technique called weaving to make it. Brayden thought it was hard but I thought it was easy.

Water bug sorting

During the water bug sorting activity, we learnt that some bugs are more sensitive and some are not sensitive to different types of water. We got to use different tools.

Bee hotels

The bee hotels were good. So, to do it you need a shovel, bucket, sand and a pen. Then, you want to put the sand in the bucket and poke 3 holes in the sand, then you are done.

Biodiversity

Biodiversity was ok you learn about the environment. Land cover leaves are good for grass and wever fell for a tree

Landcare Excursion to McCaughey Park - K/2


First, I did a scavenger hunt and then I saw some different bracelets. I made a bracelet. I made bee hotels and then I saw water bugs. They are black bugs I saw them in the water.

By Paige Kinder

On Friday our school went to the duck park. We were introduced to the people and we got into groups. We went to the first activity, it was to match the cards after that we made bee hotels.

Next we had a look at the water bugs and we did a scavenger hunt. We watched some birds and we had to find different birds. We made bracelets. After we made bracelets we went back to school.

By Abigail Year 2



TERM 4 2022



	MONDAY	TUESDAY	WEDNESDAY	THURSDAY	FRIDAY	SAT/SUN
5	Nov 7	Nov 8	Nov 9	Nov 10	Nov 11	Nov 12/13
	Story Factory-2/3 Deadly Lyrics	Final Scripture	Story Factory-1/2 Secrets of the Stars	Social Skills program	LAST Little Learners Kindergarten Transition	
6	Nov 14	Nov 15	Nov 16	Nov 17	Nov 18	Nov 19/20
	Story Factory-2/3 Deadly Lyrics Little Champions	LHS 2023 Transition	Story Factory-1/2 Secrets of the Stars	Social Skills program	2023 Captain's speeches Little Champions	
7	Nov 21	Nov 22	Nov 23	Nov 24	Nov 25	Nov 26/27
	Story Factory-1/2 Secrets of the Stars LHS 2023 Transition	LHS 2023 Transition	Borambola excursion Story Factory-1/2 Secrets of the Stars	Borambola excursion Social Skills program	Borambola excursion	26th – Yanco Twilight Markets
8	Nov 28	Nov 29	Nov 30	Dec 1	Dec 2	Dec 3/4
				Closed Assembly for presentation of Merit Awards. <i>Bottle Rocket Challenge</i> Social Skills program	LHS 2023 Orientation Day LHS MADD performance	4th – Light up Leeton
9	Dec 5	Dec 6	Dec 7	Dec 8	Dec 9	Dec 10/11
					Little Champions final session	11th – Carols in the Park
10	Dec 12	Dec 13	Dec 14	Dec 15	Dec 16	Dec 17/18
		PRESENTATION DAY	Year 6 Farewell	Reports sent home	LAST DAY FOR STUDENTS FUN DAY	
11	Dec 19	Dec 20	Dec 21	Dec 22	Dec 23	Dec 24/25
	School Development Day	School Development Day				



Little Learners



The Little Learners had a wonderful time sharing lovely things they do with their grandparents and creating a special gift for them in honour of Grandparents Day.



During Kindergarten Transition, we looked at the sound 't'. The Transition and Kindergarten students did a great job making tigers and writing the letter t on the tigers. The most popular 't' activity was making toothpick 2D shapes using coloured toothpicks and mini marshmallows





Little Learners



We have continued working with rhyming words. One of the ways we do this is by playing the 'Rhyming Buckets' game where students are shown three pictures of items and pick the two that rhyme to fill all the buckets. Everyone's continued efforts with their name writing revision are to be commended as well.



Thank you & other important messages

This week marks the end of Little Learners and Transition for 2022. Miss Maddy and Mrs Kroek would like to thank the wonderful Little Learners and their families for an amazing year. School Enrolment forms will be sent home this week in the Kindergarten Transition Packs along with details on how to enrol online. Thank you to the families of students beginning Kindergarten in 2023 who have enrolled their children already. Applications for enrolment into the 2023 Little Learners program for 3-5 year olds will be available from the school office in early 2023.

We also learned about the sound 'a' recently. Everyone enjoyed making painted apples and visiting an aquarium via the interactive learning board.

We also enjoyed looking at how to log into the laptops to use the Reading Eggs resource and the learning website Abcya.



**CREATIVE
ARTS
WEEK 3
TERM 4**



**ART
TERM 4
WEEK 5**




LIBRARY NEWS

Term 4 Week 5



You can find
magic
wherever you look.
Sit Back & Relax,
all You Need
is A **Book.**
- DR. SEUSS



WHAT A GREAT YEAR WE HAVE HAD IN THE LIBRARY!
SO MANY GREAT READERS, SOME WONDERFUL NEW BOOKS AND SO MANY
HAPPY SMILING STUDENTS.

VEGETABLES DON'T JUST
BELONG AT DINNER

INCLUDE
SOME FOR
LUNCH



HEALTHYEATING
ACTIVELIVING



Switching the screen for fresh air and
time outdoors.



HEALTHYEATING
ACTIVELIVING



DOCKET PROMOTION

Don't forget Yanco Public School
participates in the Golden Apple shopping
docket promotion.

Simply collect all your docketts and drop
them in to the school office at any time.

We would really appreciate your support!



MADD Night 2022

A MUSIC, ART, DANCE & DRAMA
SPECTACULAR

LEETON HIGH SCHOOL MPC
2ND DEC | 6PM

Tickets @ the door
Adults \$10 Concession \$5
Family (2+2) \$25